

Gear Series **GBX**

Spur Reduction Gearhead - 30 Nm



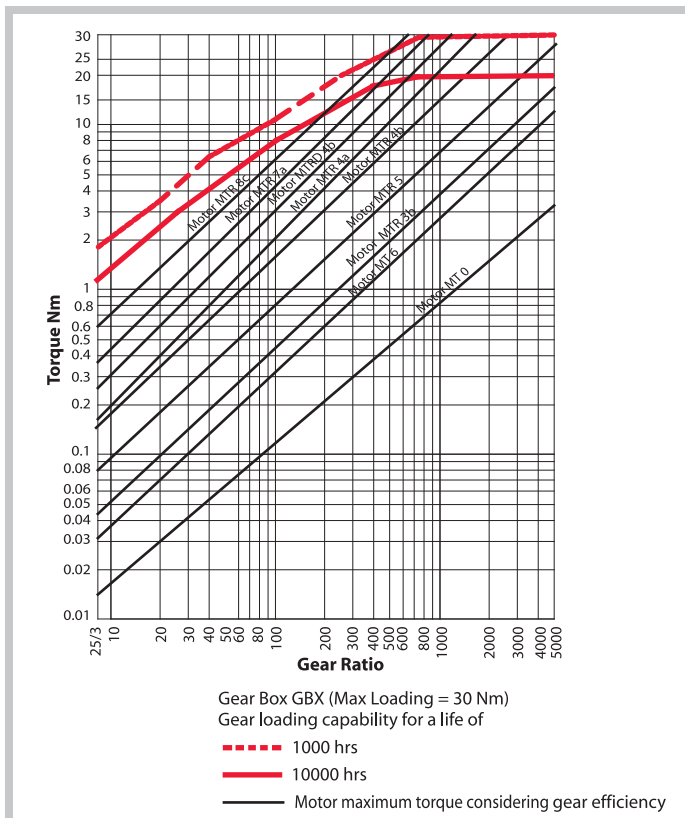
Design

Gearhead GBX contains heavily loaded steel gear wheels. The spur gears are fixed on steel spindles which are hardened and polished to a mirror finish & rotate in sintered bushings. The thick output shaft rotates in robust bronze bushings. All the gears are housed in between metal plates & closed by plastic dust cover. All bearings are permanently lubricated and therefore require no maintenance. GBX can also be combined with small to medium sizes of DC motors (up to Ø52mm). Output shaft can also be emerging from the rear side or both sides.

Standard Data

Gear Type		Spur
Gear Torque	Nm	30
Combination with Mechtex motors		MT0, MT6, MTR/S5, MTR/S-4a/b, MTR/SD-4b, MTR/SD4b-RE & DC motors (Up to dia 52 mm) MTR/S 7a & MTR/S 8c
Mounting		any position
Weight	g	850
Axial thrust	N	600
Lateral force	N	900
Radial torque	Nm	12
Output bearing		Sintered Bronze sleeve bushings, (Ball bearing on request)
Output shafts	Ø	dia.15 x 26.5 mm (with a flat), others on request
Ambient temperature operation	°C	-15...+ 55
Enclosure	IP	30

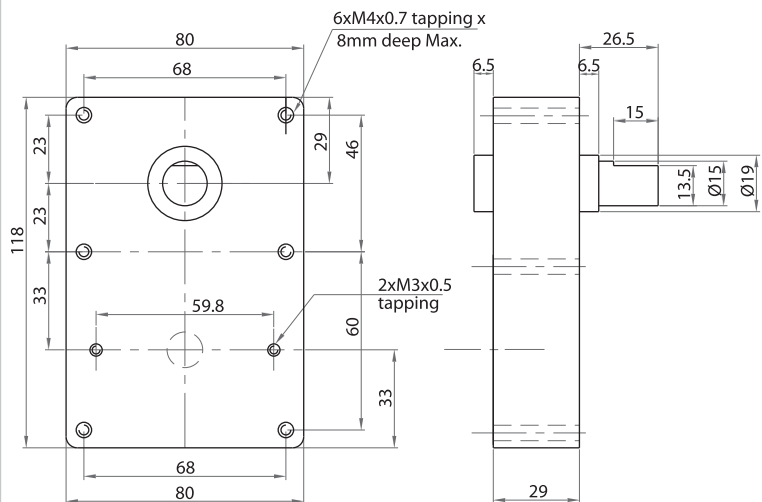
Torque/Transmission Ratio/Life Graph



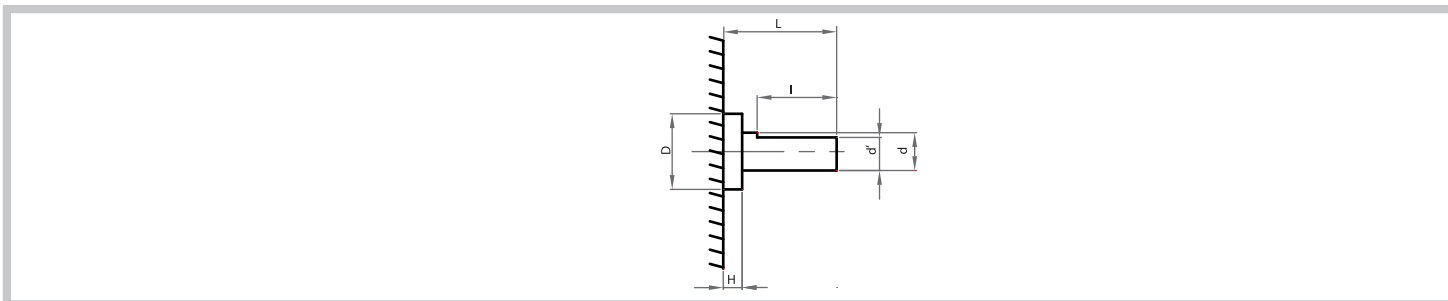
Transmission Ratios

For Transmission Ratios refer to page no.6

Dimensional Drawing



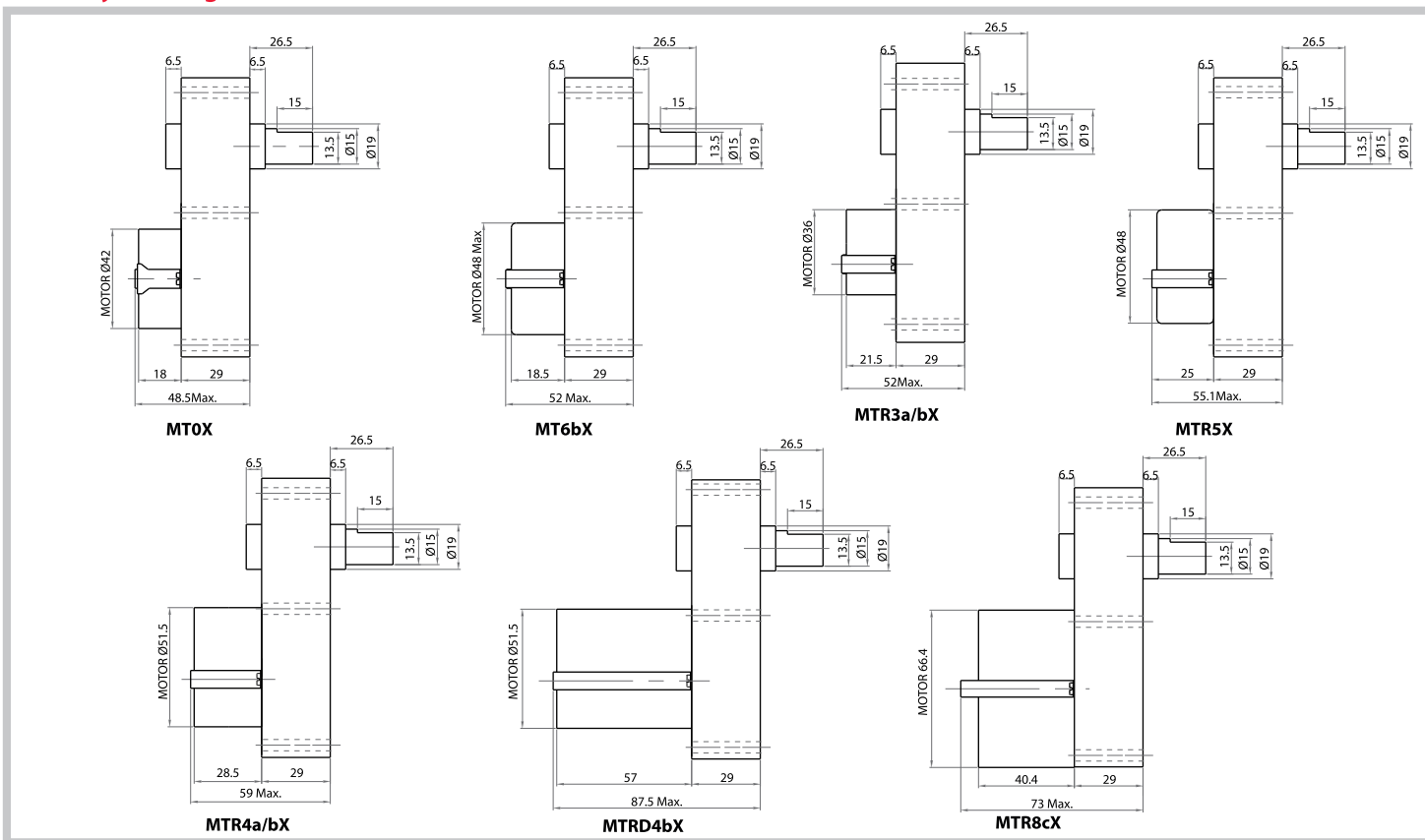
Shaft Drawings



Shaft Type Catalogue

Shaft type	D (+0.00/ -0.10)	H	d (dia)	L	l	d'
OS	19	6.5	15	26.5	15	13.5
OA	19	6.5	15	46.5	35	13.5

Assembly Drawings



Photographs

